



# New Release

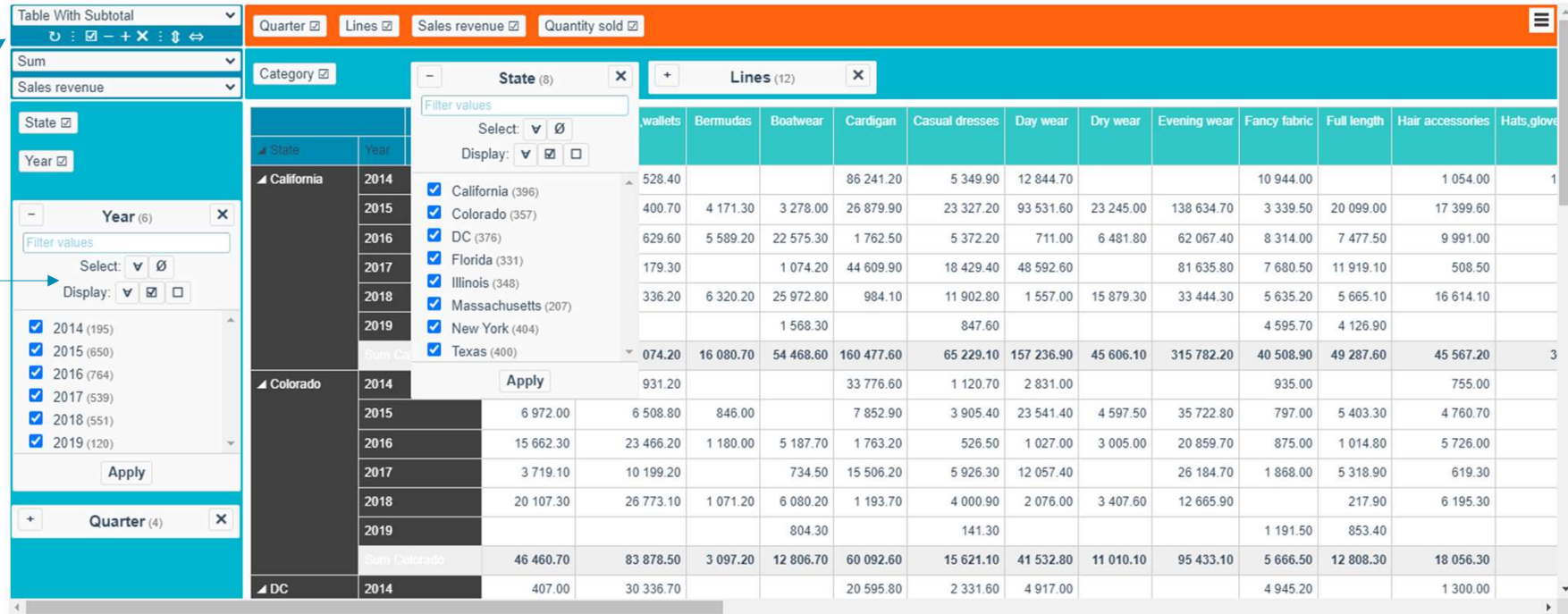
## 2023.2.1

What's new?

The **Pivot Table** component has been enhanced.

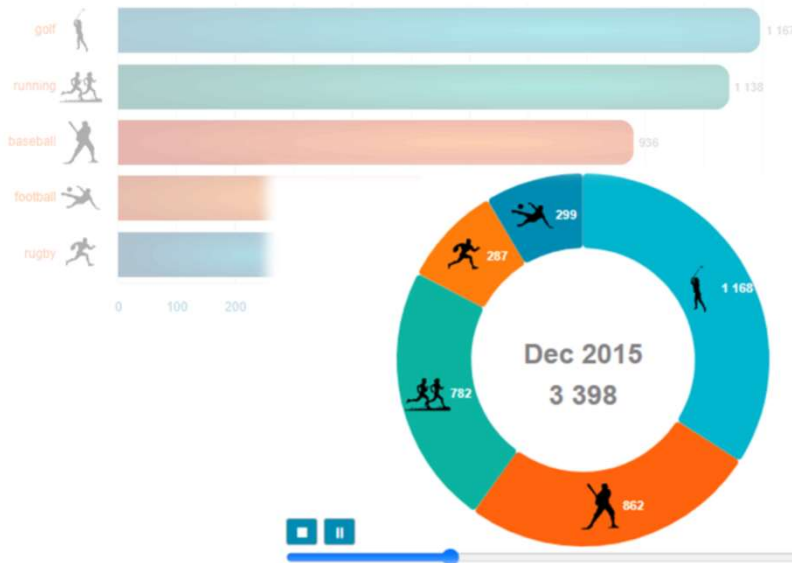
**Filtering** feature has been deeply improved. You are now able to **open multi** filters, **drag** the box where you need, **expand** or **collapse** boxes...

**New toolbars** are now available on each filter box and on the top left corner of the UI. They help you to **improve** your **filtering** experience



		Quarter	Lines	Sales revenue	Quantity sold												
		Category															
		State (8)				Lines (12)											
State	Year	wallets	Bermudas	Boatwear	Cardigan	Casual dresses	Day wear	Dry wear	Evening wear	Fancy fabric	Full length	Hair accessories	Hats, gloves				
California	2014	528.40			86 241.20	5 349.90	12 844.70			10 944.00		1 054.00	1				
	2015	400.70	4 171.30	3 278.00	26 879.90	23 327.20	93 531.60	23 245.00	138 634.70	3 339.50	20 099.00	17 399.60					
	2016	629.60	5 589.20	22 575.30	1 762.50	5 372.20	711.00	6 481.80	62 067.40	8 314.00	7 477.50	9 991.00					
	2017	179.30		1 074.20	44 609.90	18 429.40	48 592.60		81 635.80	7 680.50	11 919.10	508.50					
	2018	336.20	6 320.20	25 972.80	984.10	11 902.80	1 557.00	15 879.30	33 444.30	5 635.20	5 665.10	16 614.10					
	2019			1 568.30		847.60				4 595.70	4 126.90						
Sum Ca		074.20	16 080.70	54 468.60	160 477.60	65 229.10	157 236.90	45 606.10	315 782.20	40 508.90	49 287.60	45 567.20	3				
Colorado	2014	931.20			33 776.60	1 120.70	2 831.00			935.00		755.00					
	2015	6 972.00	6 508.80	846.00	7 852.90	3 905.40	23 541.40	4 597.50	35 722.80	797.00	5 403.30	4 760.70					
	2016	15 662.30	23 466.20	1 180.00	5 187.70	1 763.20	526.50	1 027.00	3 005.00	20 859.70	875.00	1 014.80	5 726.00				
	2017	3 719.10	10 199.20		734.50	15 506.20	5 926.30	12 057.40		26 184.70	1 868.00	5 318.90	619.30				
	2018	20 107.30	26 773.10	1 071.20	6 080.20	1 193.70	4 000.90	2 076.00	3 407.60	12 665.90		217.90	6 195.30				
	2019				804.30		141.30				1 191.50	853.40					
Sum Colorado		46 460.70	83 878.50	3 097.20	12 806.70	60 092.60	15 621.10	41 532.80	11 010.10	95 433.10	5 666.50	12 808.30	18 056.30				
DC	2014	407.00	30 336.70		20 595.80	2 331.60	4 917.00			4 945.20		1 300.00					

Great enhancements have been made in the **Bar race**, the **Mapline** and so many other charts and features



Classic **Bar Race** can now be **turn into** a more aggregated **Donut Race** chart

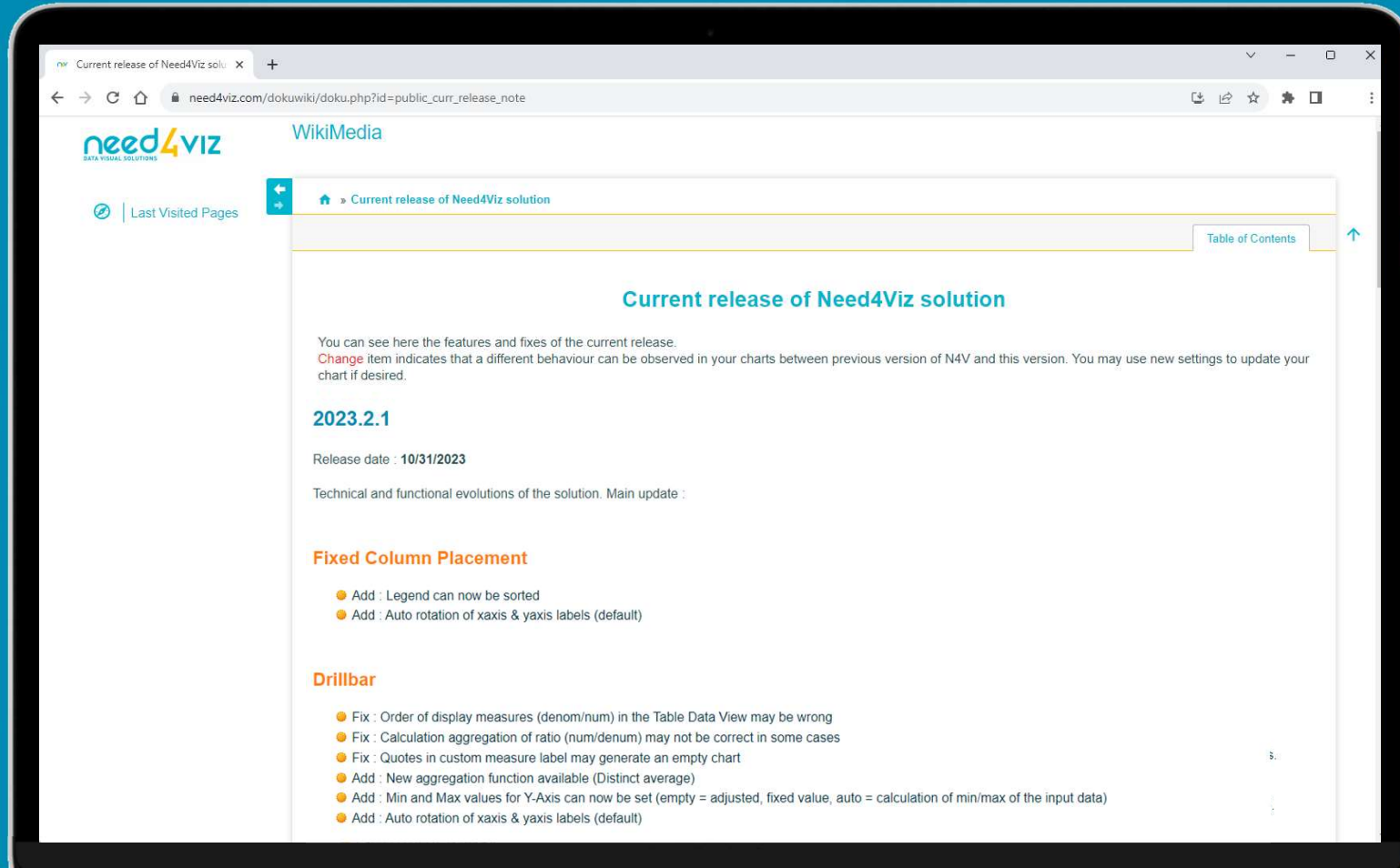
You can now use a Choropleth mode to color regions of your maps following a scale



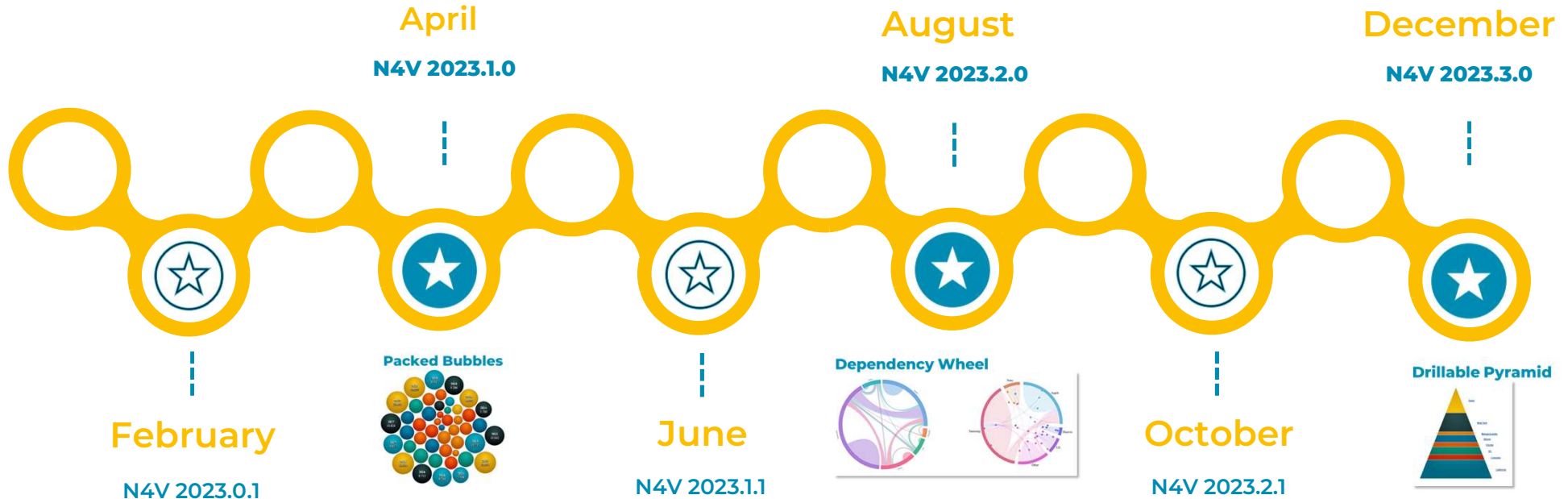
# N4V check the Wiki for a full review

The full release note is available [HERE](#)

**Full release  
note**



# N4V → 3 major releases in 2023



**Minor** Releases (every 2 months): **fixes, improvements** to existing components



**Major** Releases (every 4 months): Minor Versions + addition of **new components**



Unleash  
your data

need4viz  
DATA VISUAL SOLUTIONS

## Contact us

[sales@need4viz.com](mailto:sales@need4viz.com)

[www.need4viz.com](http://www.need4viz.com)

Fast&**4You**