

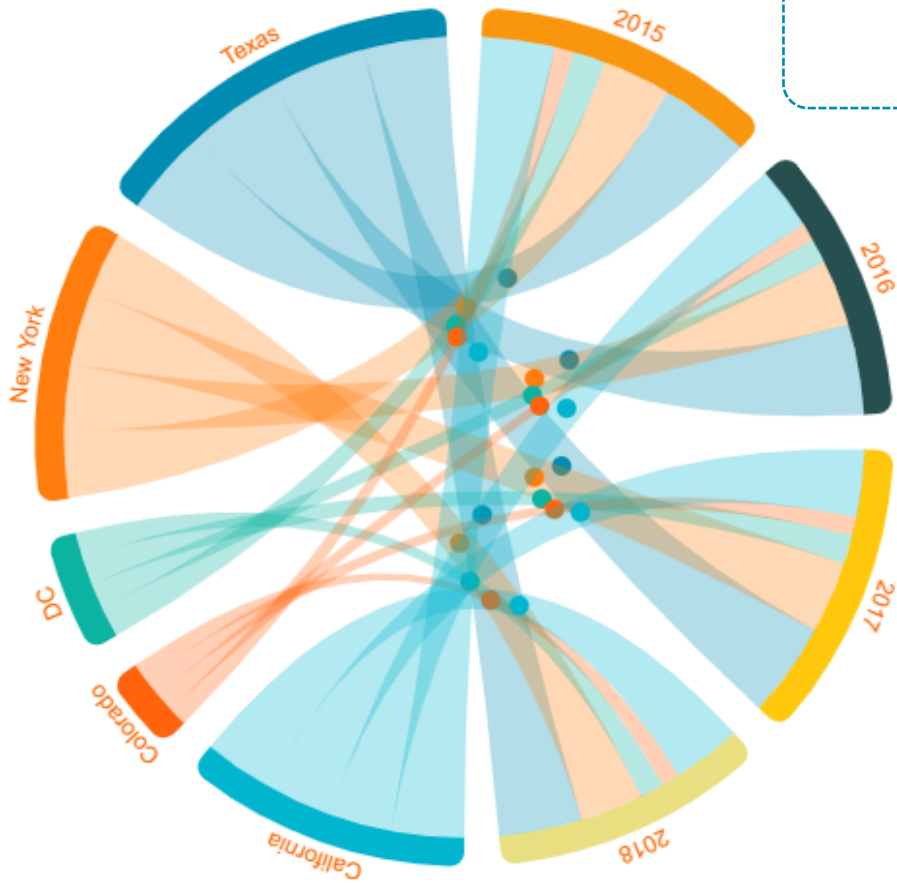


New Release

2023.2.0

What's new?

The new component **Dependency Wheel** has been added to the “N4V Relations” family.

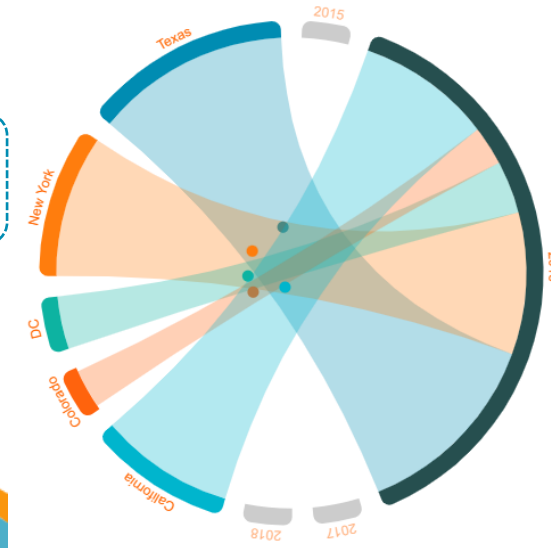


You can consider the **Dependency Wheel** as a **circular Sankey** diagram

Optional animation can be shown to display the flows/exchanges between the nodes

Collapse/Expand the **nodes** to get a better analysis of your data

Display **tooltips** on nodes or flows to get all information about your data

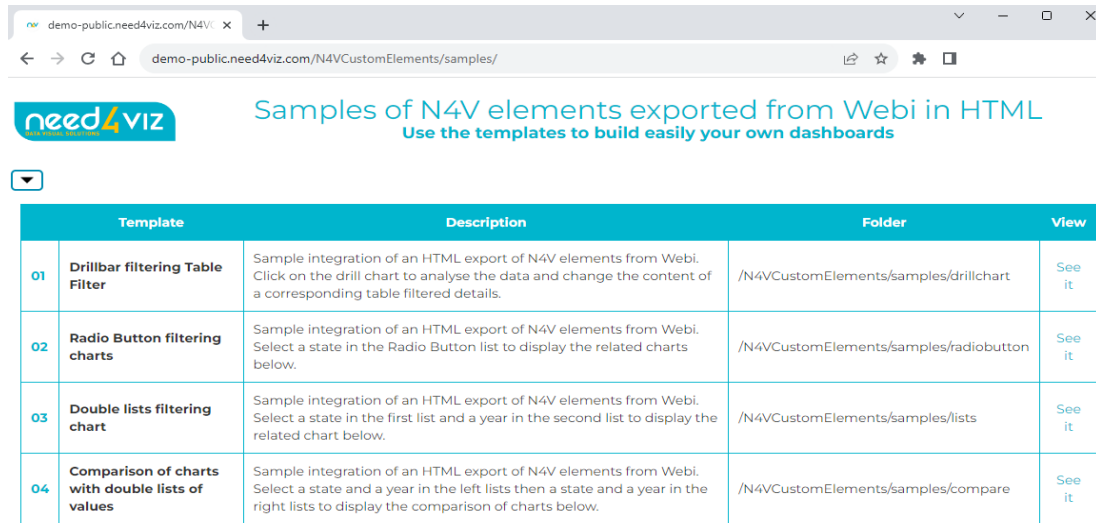


Texas → : 52.916,00 (33,15%)
→ Texas : 0,00 (0,00%)

● Texas → 2017 :
Quantity sold : 13.951,00
Texas → : 26,36%
→ 2017 : 33,72%

The **Export HTML** of all N4V components has been enhanced.

N4V components exported in HTML format are now **fully responsive**. You can use them in a friendlier and simpler way on your own websites



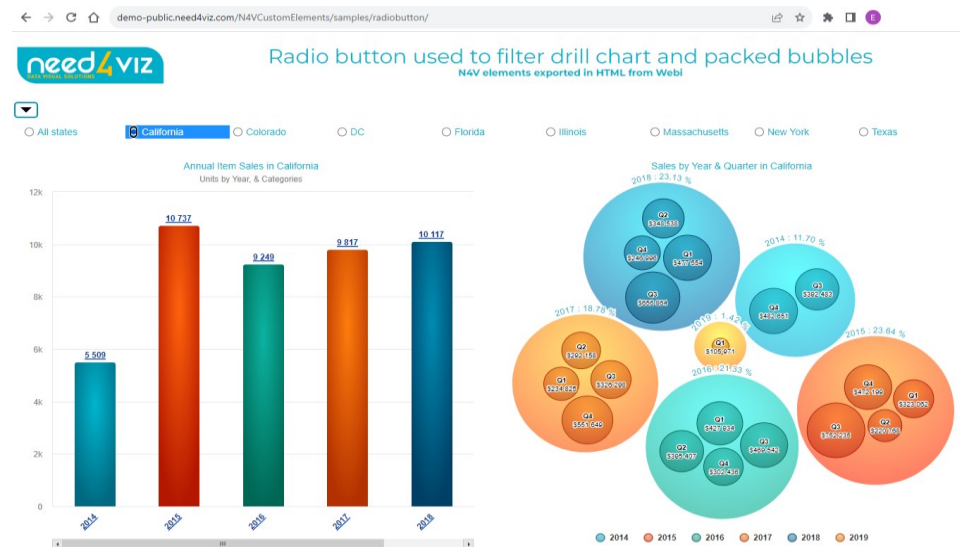
demo-public.need4viz.com/N4VCustomElements/samples/

need4viz Samples of N4V elements exported from Webi in HTML
Use the templates to build easily your own dashboards


Template	Description	Folder	View
01 Drillbar filtering Table Filter	Sample integration of an HTML export of N4V elements from Webi. Click on the drill chart to analyse the data and change the content of a corresponding table filtered details.	/N4VCustomElements/samples/drillchart	See it
02 Radio Button filtering charts	Sample integration of an HTML export of N4V elements from Webi. Select a state in the Radio Button list to display the related charts below.	/N4VCustomElements/samples/radiobutton	See it
03 Double lists filtering chart	Sample integration of an HTML export of N4V elements from Webi. Select a state in the first list and a year in the second list to display the related chart below.	/N4VCustomElements/samples/lists	See it
04 Comparison of charts with double lists of values	Sample integration of an HTML export of N4V elements from Webi. Select a state and a year in the left lists then a state and a year in the right lists to display the comparison of charts below.	/N4VCustomElements/samples/compare	See it

A set of **HTML samples** is now available on your N4V deployment.
You can use them to build your own website pages.
These samples are accessible through the URL :
http(s)://your_SAPBI_URL/N4VCustomElements/samples

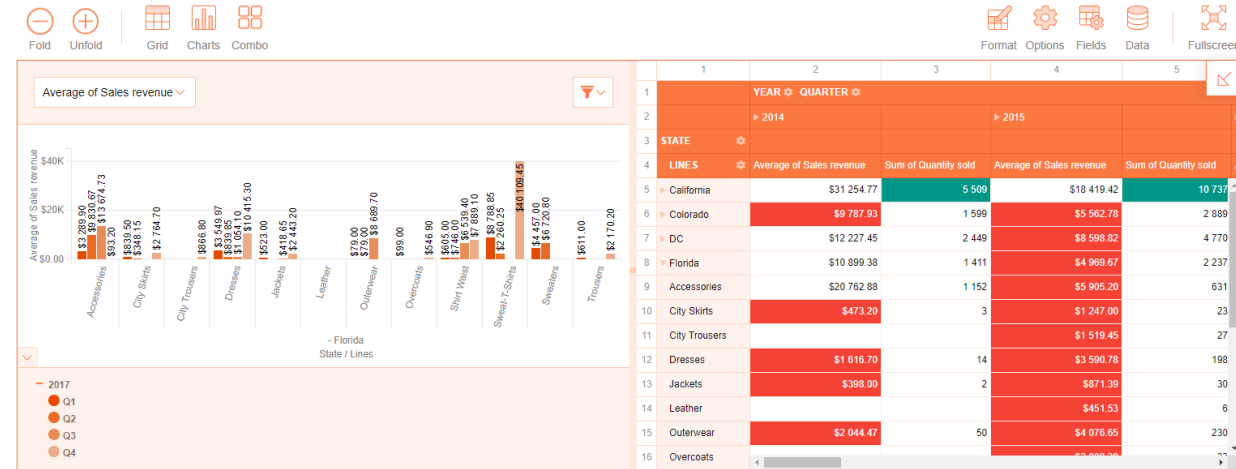
Use the existing HTML files to reproduce easily the navigation between elements outside of Webi



Great enhancements have been made in the **Double Sankey**, the **Data Analyzer** (formerly **Extended Pivot Table**) and so many other charts and features

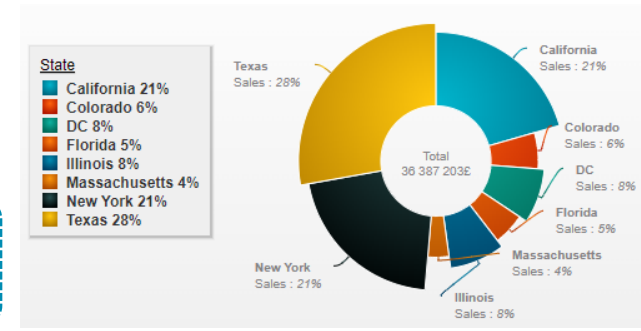


New features (as the drill chart view) have been added to the Data Analyzer to make it powerfull



Double Sankey **rendering** and **hover visibility** have been significantly **improved** to make reading your data even easier

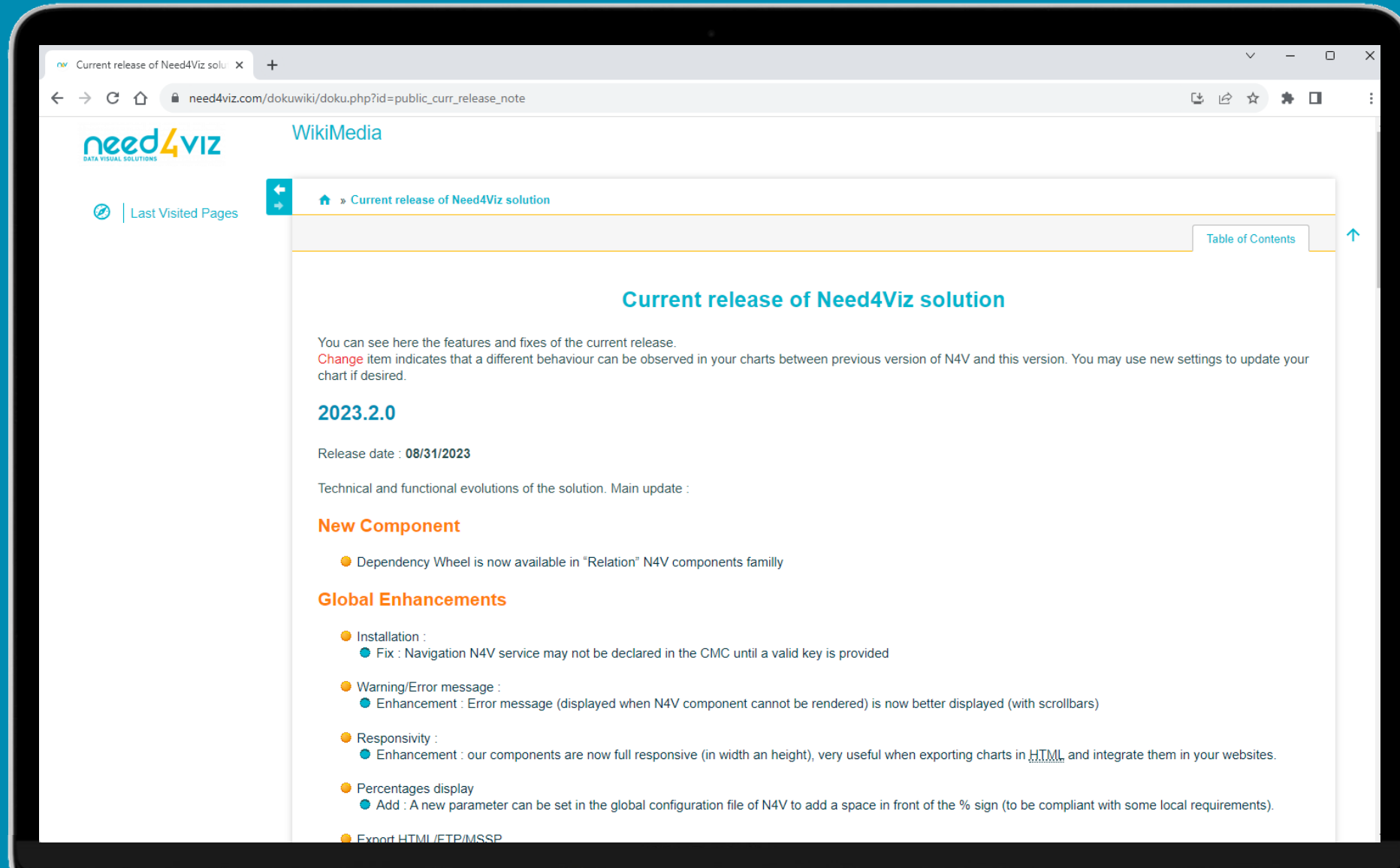
Legend markers in our components can now be optionally displayed as **square** (instead of bullets)



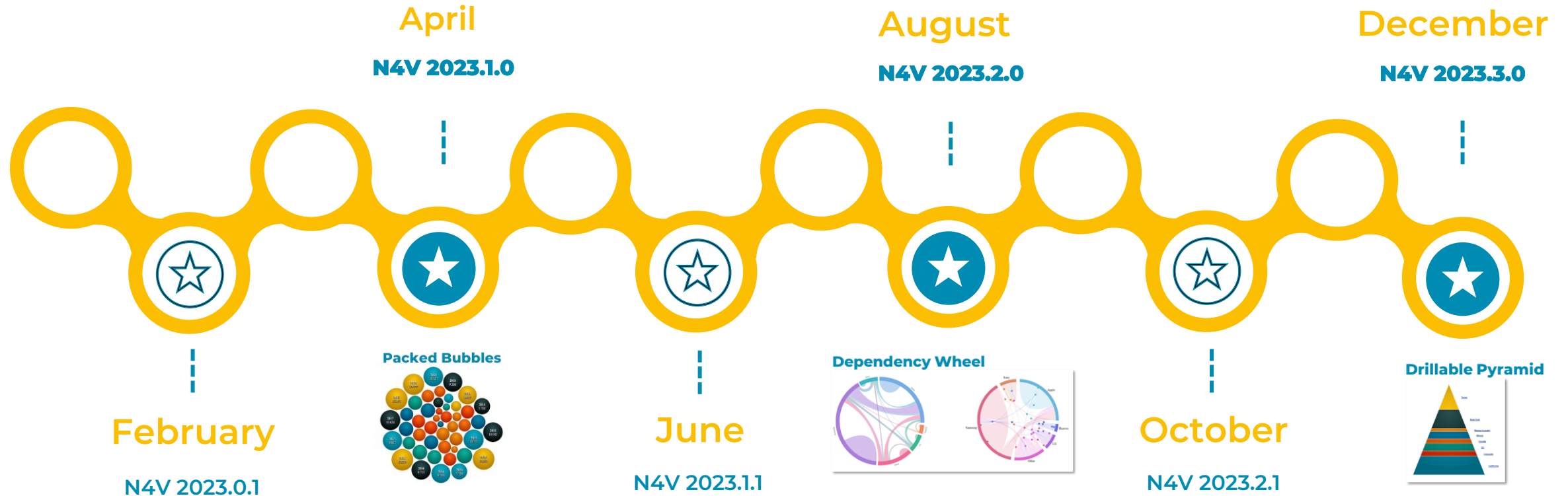
N4V ➡ check the Wiki for a full review

The full release note is available [HERE](#)

Full release note



N4V → 3 major releases in 2023



Minor Releases (every 2 months): **fixes, improvements** to existing components



Major Releases (every 4 months): Minor Versions + addition of **new components**



Unleash
your data

need4viz
DATA VISUAL SOLUTIONS

Contact us

sales@need4viz.com

www.need4viz.com

Fast&**4You**