



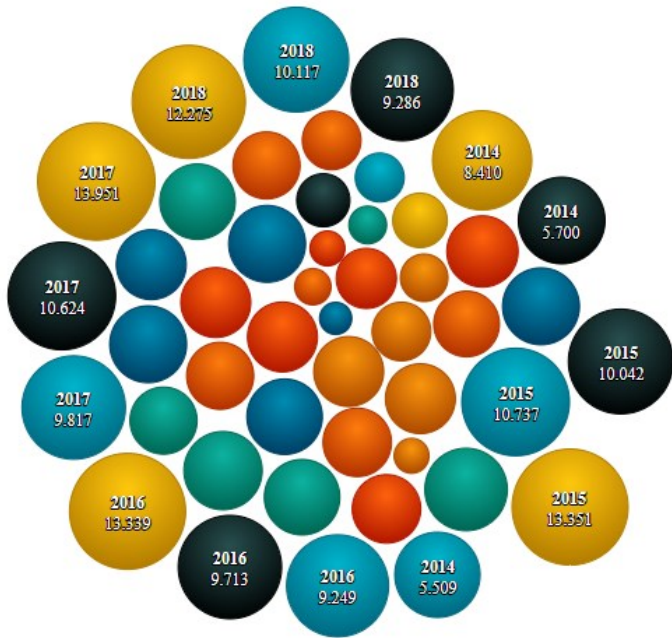
New Release

2023.1.0

What's new?

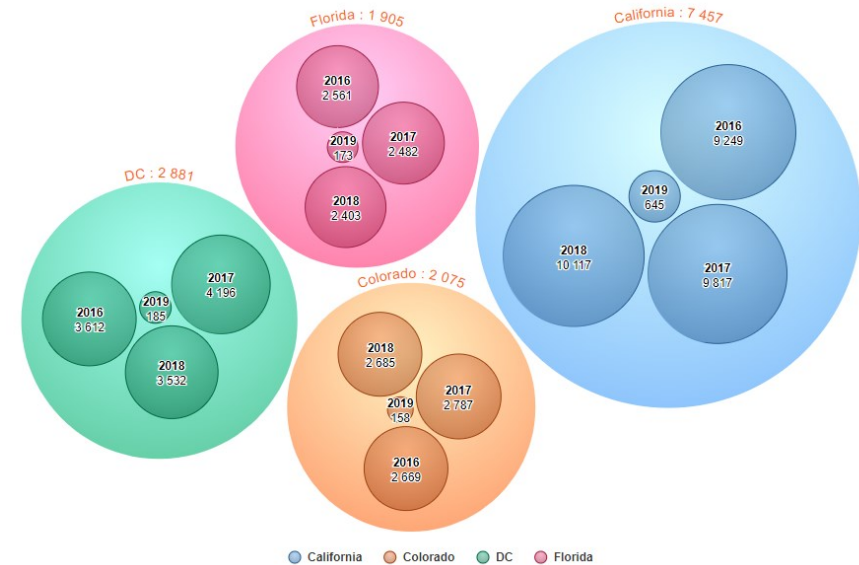
NEW Packed bubbles

A new circular chart is available in this release: **Packed bubbles**.



Display **two levels of dimensions and one measure** in a pack of bubbles. A smooth animation moves the bubbles and you can dynamically move them

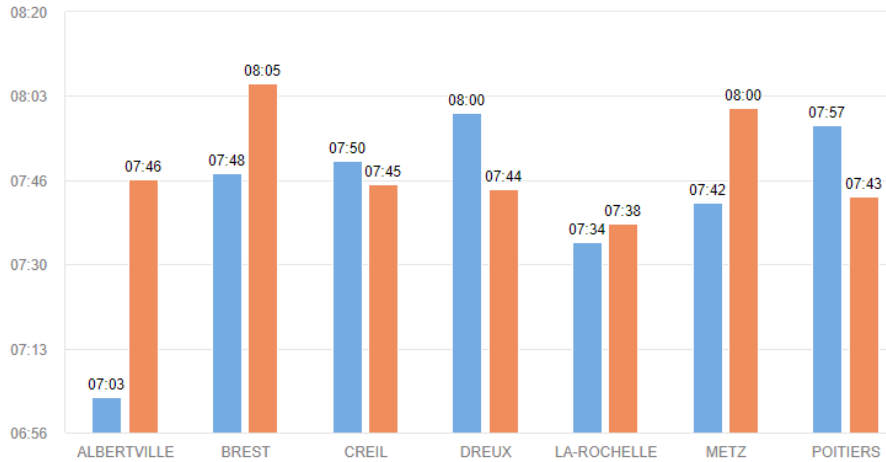
Optionally group the level 1 of bubbles, play on transparency and display labels only above a given value



UPDATE → Multi chart, Sparkline,...

Great enhancements have been made in the **Multi chart**, the **Sparkline** and so many other charts (Sunburst, Hemi gauge, Fixed Placement Column...)

Give a number of milliseconds as measure input of the **Multi Chart** and display a time format (**hh:mm**)



Category	Sales revenue	Sales revenue	Quantity sold	Quantity sold	Quantity sold	Min margin	Max margin	Margin
Hats,gloves,scarves	\$1 009.0	[Sparkline]	1	[Sparkline]	[Sparkline]	7.4	53.3	[Sparkline]
Jeans	\$427.0	[Sparkline]	1	[Sparkline]	[Sparkline]	-15.8	112.6	[Sparkline]
Jewelry	\$474.0	[Sparkline]	1	[Sparkline]	[Sparkline]	-39.9	20.3	[Sparkline]
Long lounge pants	\$257.0	[Sparkline]	1	[Sparkline]	[Sparkline]	-8.6	-7.4	[Sparkline]
Long sleeve	\$52 352.5	[Sparkline]	71	[Sparkline]	[Sparkline]	2 888.8	10 627.0	[Sparkline]
Lounge wear	\$5 129.0	[Sparkline]	4	[Sparkline]	[Sparkline]	310.2	1 051.5	[Sparkline]
Mini city	\$5 300.6	[Sparkline]	22	[Sparkline]	[Sparkline]	-12.0	2 339.7	[Sparkline]
Outdoor	\$228.0	[Sparkline]	1	[Sparkline]	[Sparkline]	-50.0	5.8	[Sparkline]
Party pants	\$50 595.9	[Sparkline]	70	[Sparkline]	[Sparkline]	4 679.6	8 753.4	[Sparkline]
Samples	\$64 267.8	[Sparkline]	156	[Sparkline]	[Sparkline]	1 557.0	17 029.7	[Sparkline]
Short sleeve	\$51 721.4	[Sparkline]	85	[Sparkline]	[Sparkline]	3 508.9	6 448.0	[Sparkline]
Skirts	\$114 136.8	[Sparkline]	302	[Sparkline]	[Sparkline]	12 831.7	19 112.7	[Sparkline]
Soft fabric	\$170 559.2	[Sparkline]	280	[Sparkline]	[Sparkline]	17 239.2	33 374.0	[Sparkline]
Sweater dresses	\$27 248.6	[Sparkline]	52	[Sparkline]	[Sparkline]	2 821.2	6 445.1	[Sparkline]
Sweats	\$69 304.6	[Sparkline]	222	[Sparkline]	[Sparkline]	-3 785.6	17 804.3	[Sparkline]
T-Shirts	\$1 266 640.0	[Sparkline]	1 766	[Sparkline]	[Sparkline]	131 614.7	255 254.6	[Sparkline]

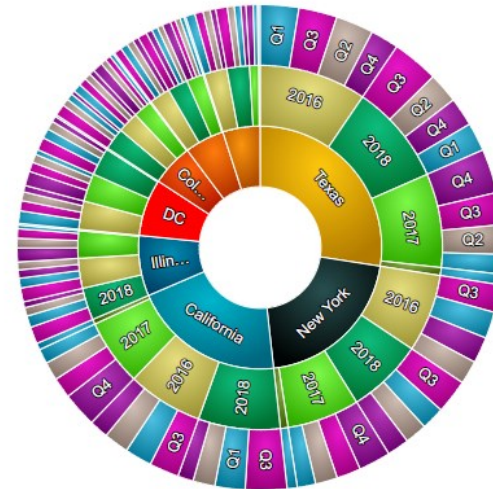
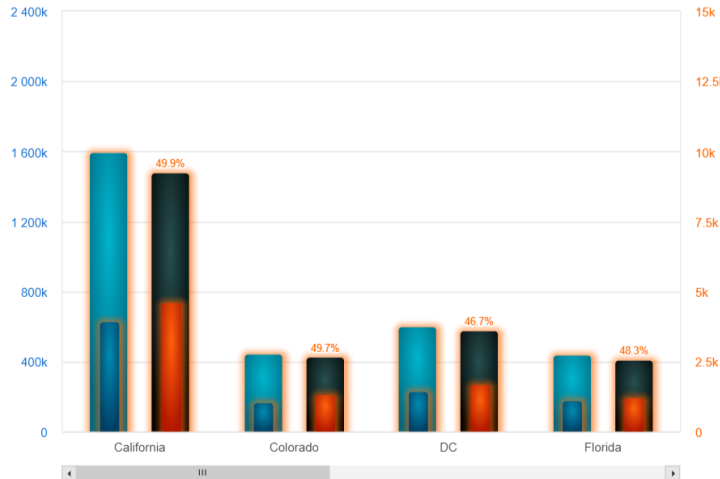
Now, up to **5 measures** can feed the **Sparkline**. Just hide the textual or chart columns to build the render you need.

UPDATE → Enhancement of features

As usually, existing features have been enhanced to give you a powerful dashboarding tool !

Majority of Y-Axes can now be adjusted:

- Automatically
- With fixed min/max values
- With data calculated min/max values



In many charts, sorting and rendering options have been enhanced.

Enhancement of the N4V Data Table View
 - More powerful/helped filtering function
 - More visible used options

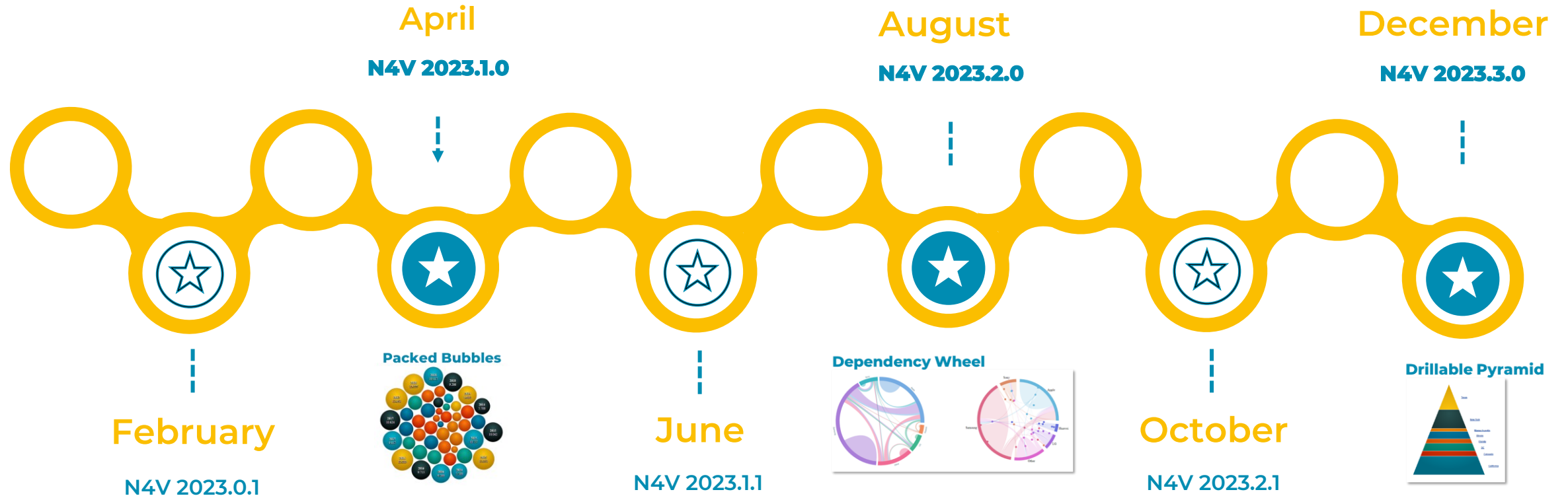
Data table view [172/172]			
Year	Quarter	Display	Distinct count
filter	filter	Groups	Count
3	4	\$5 Calculation of "Sales revenue"	✓ Sum
2015	Q1	\$2 Filter on "Sales revenue"	Min
2015	Q1	\$1 Copy data	Max
2015	Q1	\$358.00 e-Fashion Colo... Jac	Average

Data table view [172/172]			
Year	Display	Help filter	
filter	Groups	Mono selection	
3	4 Calculation of "Quarter"	Multi selection	
2015	Q Filter on "Quarter"	✓ Free selection	
2015	Q Copy data	Clear all filters	

SFTP export is now available for all components



N4V → 3 major releases in 2023



Minor Releases (every 2 months): **fixes, improvements** to existing components



Major Releases (every 4 months): Minor Versions + addition of **new components**

Full

release note

HERE



Unleash
your data

need4viz
DATA VISUAL SOLUTIONS

Contact us

sales@need4viz.com

www.need4viz.com

Fast&**4You**